



VENEZUELA forms part of the northern edge of South America, facing the Caribbean Sea and bordered by Colombia, Brazil, and Guyana. It has an area of 912,000 km² and a population (1999) of 23.7 million. There are three main regions: mountainous areas in the north, west, and south; coastal lowlands; and central plains. Arable land is 4% of the total; agriculture occupies 13% of the workforce and forms 4% of the GDP.

General information

- GNI per capita PPP\$, 2000: 5,740
- Internal renewable water resources: 200 km³
- Main food consumed: maize, oil and fat, sugar and honey, wheat, fruits
- Rice consumption, 1999: 15.6 kg milled rice per person per year

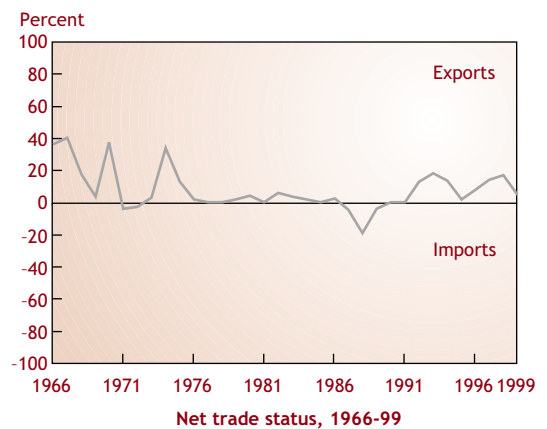
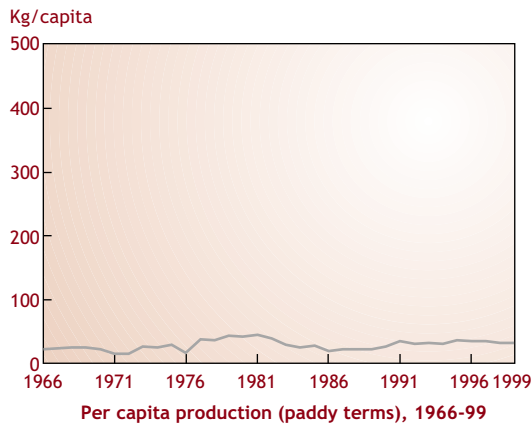
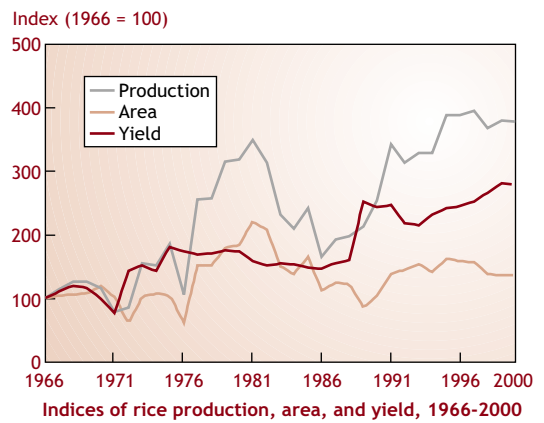
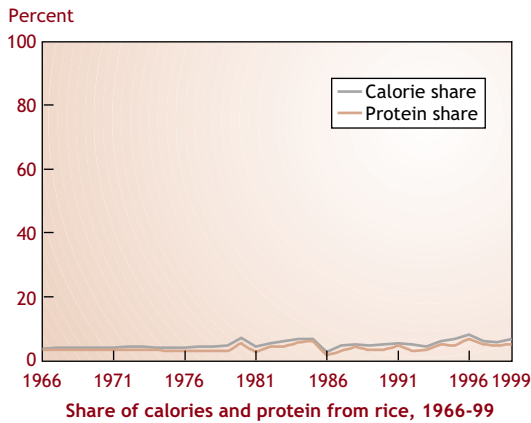
Production season

	Planting	Harvesting
Wet season	Jul-Aug	Nov-Dec
Dry season	Nov-Dec	May-Jun

Production constraints

The following are the major constraints to sustainable rice production in Venezuela:

- Rice hoja blanca virus, blast, brown spot, and whitebacked planthopper
- Weed and red rice competition
- Iron toxicity, poor internal and external drainage because of heavy soils in Portuguesa and Guárico
- Yield decline in intensive irrigated areas
- Yield potential of present irrigated varieties has reached a plateau
- Poor land preparation



Basic statistics, Venezuela

	1985	1990	1995	1998	1999	2000
<i>Rice</i>						
Area harvested (ha)	180,769	114,755	177,430	151,899	148,883	150,000
Yield (t/ha)	2.6	4.3	4.3	4.7	5.0	4.9
Production (t)	471,722	495,000	756,950	716,090	740,000	737,000
Rice imports (t)	755	352	68,077	141	127	na
Paddy imports (t)	0	519	104,429	26	8	na
Rice exports (t)	28	0	76,927	81,235	22,958	na
Paddy exports (t)	0	0	335	7,508	1	na
<i>Others</i>						
Population, total ($\times 10^3$)	17,138	19,502	21,844	23,242	23,706	na
Population, agriculture ($\times 10^3$)	2,631	2,763	2,541	2,402	2,355	na
Agricultural area ($\times 10^3$ ha)	21,740	22,145	21,790	21,730	na	na
Irrigated agricultural area ($\times 10^3$ ha)	470	480	536	540	na	na
Total fertilizer consumption (t)	477,639	427,000	298,000	242,800	na	na
Tractors used in agric. (no.)	43,500	48,000	49,000	49,000	na	na

Source: FAOSTAT online database.